

**Also known as**

Bile Esculin Medium; BEM; Bile Esculin Agar

Specification

Solid culture medium for identification of streptococci in food and clinical samples.

Formula * in g/L

Meat extract.....	3,0
Peptone.....	5,0
Bile salts	20,0
Ferric citrate.....	0,5
Esculin.....	1,0
Agar.....	15,0

Final pH 7,0 ±0,2 at 25°C

* Adjusted and /or supplemented as required to meet performance criteria

Directions

Suspend 44,5 g of powder in 1 L of distilled water and let soak. Bring to the boil and distribute into containers. Sterilize in the autoclave at 121°C for 15 minutes.

Description

This medium formulation is based on the modification by Facklam and Moody of the original formulation by Swan to verify the esculin hydrolysing capacity of streptococci and their resistance to bile salts which inhibit Gram positive bacteria.

In fact, this medium can be used as a substitute KAA Confirmative Agar (Art. No. 01-263), but as it does not have the same selectivity. It is used as a substrate to verify the two assays simultaneously in the biochemical tests that identify enterococci.

Technique

The assay is performed by inoculating the surface of a slant with a pure culture of the organism to be verified. After the 24 hours incubation at 36°C±2, it may produce translucent colonies, surrounded by black haloes or zones, due to esculin hydrolysis. Resistance to bile salts is indicated by the growth.

Quality control**Incubation temperature:** 36°C ±2.0**Incubation time:** 24 h**Inoculum:** Practical range 100±20 CFU. Min. 50 CFU (Productivity) / 10³-10⁴CFU (Specificity) according to ISO 11133:2014.**Microorganism***Escherichia coli* ATCC® 25922*Enterococcus faecalis* ATCC® 29212*Enterococcus faecalis* ATCC® 19433**Growth**

Good

Productivity > 0.70

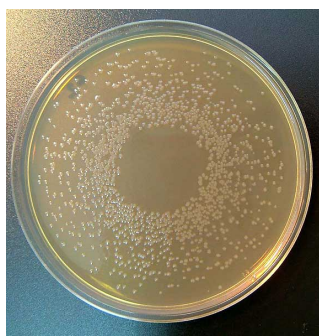
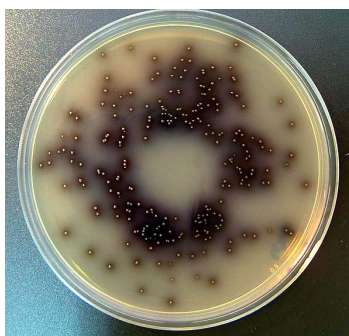
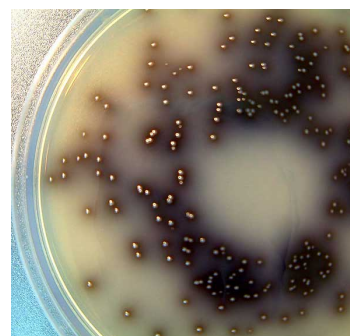
Productivity > 0.70

Remarks

White colonies (Esculin -)

Brown to black colonies (Esculin +)

Brown to black colonies (Esculin +)

*Escherichia coli* ATCC 25922*Enterococcus faecalis* ATCC 29212*Enterococcus faecalis* ATCC 29212
"Detail"



Reference : 01-265

Scharlau Microbiology - Technical data sheet

Product :
BILE ESCULIN MODIFIED AGAR

References

- ATLAS, R.M. & J.W. SNYDER (1995) Handbook of Media for Clinical Microbiology. CRC Press. Boca Raton, Fla, USA
- ALVAREZ, M.V., E. BOQUET, I. de FEZ (1988) Manual de Técnicas en Microbiología Clínica., AEFA, San Sebastian
- CHAPIN, K.C. & T-L. LAUDERDALE (2003) Chap. 27: Reagents, Stains and Media : Bacteriology in Manual of Clinical Microbiology 8th edition Volume 1, edited by Murray-Baron-Jorgensen-Pfaller-Yolken. ASM. Washington DC, USA
- DEIBEL, R.H. & HARTMAN, P.A. (1976) The Enterococci, en Compendium of Methods for the Microbiological Examination of Foods. APHA.
- DOWNES, F.P. & K. ITO (2001) Compendium of methods for the Microbiological Examination of Foods. APHA. Washington.
- FACKLAM, R.R. & MOODY, M.D. (1970) Presumptive identification of group D streptococci: the bile-esculin test. Appl. Microbiol. 20:245.
- FDA (Food and Drug Administrations) (1998) Bacteriological Analytical Manual. 8th ed. Rev. A. APHA Internacional Gaithersburg. VA.
- FORBES, B.A., D.F. SAHM, & A.S. WEISSFELD (1998) Bailey & Scott's Diagnostic Microbiology 10th edition. Mosby. St. Lous. USA
- ISENBERG, H. D. (1992) Clinical Microbiology Procedures Handbook, Volume 1. ASM Press, Washington USA.
- ISO/TS 11133-1: 2009. Microbiology of food and animal feeding stuffs.- Guidelines on preparation and production of culture media. Part 1: General guidelines on quality assurance for the preparation of culture media in the laboratory.
- ISO/TS 11133-2: 2003 Corr. 2004. Microbiology of food and animal feeding stuffs.- Guidelines on preparation and production of culture media. Part 2: Practical guidelines on performance testing of culture media.
- LEUCHNER, R.G.K., J. BEW, K.J. DOMIG & W. KNEIFEL (2002) A collorative study of a method for enumeration of probiotic enterococci in animal feed. J. Appl. Microbiol. 93:781-786.
- McFADDIN, J.F. (1985) Media for Isolation-Cultivation-Identrification-Maintenance of Medical Bacteria. Volume 1. Williams & Wilkins. Baltimore. USA
- MURRAY, P.R., E.J. BARON, J.H. JORGENSEN, M.A. PFALLER & R.H. YOLKEN (2003) Manual of Clinical Microbiology 8th Edition, Volume 1, ASM Press, Washington DC., USA
- PRATT-RIPPIN, K. & M. PEZLO (1992) Identification of Commonly Isolated Aerobic Grampositive Bacteria, in Clinical Microbiology Procedures Handbook, Volume 1 edited by H. D. Isenberg, ASM Press, Washington USA
- RUOFF, K.L., R.A. WHILEY & D.BEIGHTON (2003) Chap. 29: Streptococcus in Manual of Clinical Microbiology 8th edition Volume 1, edited by Murray-Baron-Jorgensen-Pfaller-Yolken. ASM. Washington DC, USA
- SWAN, A. (1954) The use of bile-esculin medium and Maxted's technique of Lancefield grouping in the identification of streptococci. J. Clin. Pathol. 7:160.
- WINN, W. Jr., S.ALLEN, W. JANDA, E. KONEMAN, G. PROCOP, P SCHRECKENBERGER, G. WOODS (2006) Konemasn'sa Color Atlas and Textbook of Diagnostic Microbiology. 6th Edition. Lippincott Williams & Wilkins. Philadelphia. USA.

Storage

For laboratory use only. Keep tightly closed, away from bright light, in a cool dry place (+4 °C to 30 °C).

Packaging